



**Health & Human Services  
Agency  
COUNTY OF TULARE  
AGENDA ITEM**

**BOARD OF SUPERVISORS**

KUYLER CROCKER  
District One

PETE VANDER POEL  
District Two

AMY SHUKLIAN  
District Three

J. STEVEN WORTHLEY  
District Four

MIKE ENNIS  
District Five

**AGENDA DATE:** April 18, 2017 **REVISED**

Public Hearing Required	Yes	<input type="checkbox"/>	N/A	<input checked="" type="checkbox"/>
Scheduled Public Hearing w/Clerk	Yes	<input type="checkbox"/>	N/A	<input checked="" type="checkbox"/>
Published Notice Required	Yes	<input type="checkbox"/>	N/A	<input checked="" type="checkbox"/>
Advertised Published Notice	Yes	<input type="checkbox"/>	N/A	<input checked="" type="checkbox"/>
Meet & Confer Required	Yes	<input type="checkbox"/>	N/A	<input checked="" type="checkbox"/>
Electronic file(s) has been sent	Yes	<input checked="" type="checkbox"/>	N/A	<input type="checkbox"/>
Budget Transfer (Aud 308) attached	Yes	<input type="checkbox"/>	N/A	<input checked="" type="checkbox"/>
Personnel Resolution attached	Yes	<input type="checkbox"/>	N/A	<input checked="" type="checkbox"/>
Agreements are attached and signature line for Chairman is marked with tab(s)/flag(s)	Yes	<input type="checkbox"/>	N/A	<input checked="" type="checkbox"/>
<b>CONTACT PERSON:</b> Andrew Lockman		<b>PHONE:</b> 624-8000		

**SUBJECT:** Receive a Presentation and Provide Direction Regarding Drought Relief Programs

**REQUEST(S):**  
That the Board of Supervisors:

1. Receive a presentation regarding the drought impacts within Tulare County, the Governor's Executive Order of April 7, 2017, and the status of Office of Emergency Services drought relief programs; and
2. Provide direction as to continued operation or demobilization of County's California Disaster Assistance Act funded response activities, including the emergency mobile showers, non-potable tank sites, and Household Tank Program.

**SUMMARY:**  
Tulare County has been in a proclaimed Local Emergency and State of Emergency due to Drought since February 2014. Since that time, the County has developed a variety of relief programs, including the Household Tank Program, Emergency Non-Potable Tanks, and Emergency Mobile Showers located in the community of East Porterville, utilizing 75% reimbursement funding from the California Disaster Assistance Act. By contracting response activities through local non-profit organizations, the County has been able to secure nearly \$20 million dollars of California Disaster Assistance Act funded disaster relief over the past 31 months.

The Governor's Executive Order of April 7, 2017, terminated the State of Emergency for all Counties except Fresno, Kings, Tulare, and Tuolumne. The Executive Order directs continuation of Statewide conservation practices and

**SUBJECT:** Receive a Presentation and Provide Direction Regarding Drought Relief Programs  
**DATE:** April 18, 2017

directives to State agencies to expedite long-term solutions within the four Counties. The Executive Order terminates drought California Disaster Assistance Act funding for all counties effective June 30, 2017.

This presentation will review the current drought response and recovery status, and the utilization and cost of relief programs. The Board will be asked to provide direction to the demobilization or continued operation of drought response activities considering the loss of California Disaster Assistance Act funding.


**FISCAL IMPACT/FINANCING:**

There is no cost to receiving this presentation. The cost of response activities through June 30, 2017, is included in the current Fiscal Year budget and is 75% reimbursed via the California Disaster Assistance Act. Should the County wish to continue some or all response actions without California Disaster Assistance Act funding, the County would assume all costs currently borne by local non-profits, potentially creating a Net County Cost impact to the General Fund of several million dollars per year for the duration of the programs.

**LINKAGE TO THE COUNTY OF TULARE STRATEGIC BUSINESS PLAN:**

The County's five-year strategic plan includes the Safety and Security element, with a goal to plan and provide coordinated emergency preparedness, response, recovery and mitigation capabilities for both natural and man-made disasters. The review of current impacts and programs will allow for strong fiscal management and strategic direction from the Board in determining the County's ongoing response and recovery activities.

**ADMINISTRATIVE SIGN-OFF:**

 for Jason Britt

Jason T. Britt  
Agency Director

cc: Auditor-Controller  
County Counsel  
County Administrative Office (2)

Attachment(s) Presentation  
Drought Costs - July, 2014 to February, 2017  
Drought Costs FY16/17 - July, 2016 to February, 2017

**BEFORE THE BOARD OF SUPERVISORS  
COUNTY OF TULARE, STATE OF CALIFORNIA**

IN THE MATTER OF RECEIVE A )  
PRESENTATION AND PROVIDE ) Resolution No. \_\_\_\_\_  
DIRECTION REGARDING DROUGHT ) Agreement No. \_\_\_\_\_  
RELIEF PROGRAMS )

UPON MOTION OF SUPERVISOR \_\_\_\_\_, SECONDED BY  
SUPERVISOR \_\_\_\_\_, THE FOLLOWING WAS ADOPTED BY THE  
BOARD OF SUPERVISORS, AT AN OFFICIAL MEETING HELD \_\_\_\_\_  
\_\_\_\_\_, BY THE FOLLOWING VOTE:

AYES:  
NOES:  
ABSTAIN:  
ABSENT:

ATTEST: MICHAEL C. SPATA  
COUNTY ADMINISTRATIVE OFFICER/  
CLERK, BOARD OF SUPERVISORS

BY: \_\_\_\_\_  
Deputy Clerk

\* \* \* \* \*

1. Received a presentation regarding the drought impacts within Tulare County, the Governor's Executive Order of April 7, 2017, and the status of Office of Emergency Services drought relief programs; and
2. Provided direction as to continued operation or demobilization of County's California Disaster Assistance Act funded response activities, including the emergency mobile showers, non-potable tank sites, and Household Tank Program.

Drought Costs - July 2014 to February 2017

OES Disaster Management	Admin Costs	RMA Admin Costs	OES Admin	Other Projects	OES Emergency Bottled Water Delivery and Distribution Costs to be Distributed	Deliv Date	Estimated Revenue				Total Estimated Revenue						
							Actual Revenue	Estimated Revenue	Estimated Revenue	Estimated Revenue							
							202,923.38	63,567.50	133,326.04	6,029.84	60,925.97	202,923.38					
							1,972.64	26,887.44	1,950.45	1,410.52	702.00	62,599.95					
							8/18/2014	8/22/2014	9/16/2014	12/17/2014	8/15/2014	5/19/2014	7/10/14 &	8/20/15	8/12/2015	4/1/2015	
							513.00	38,025.99	2,229.52	90.02	6,743.39	5,433.00	2,229.51	5,433.00	2,229.51	5,433.00	
							423.00	27,666.00	2,229.51	90.02	5,433.00	2,229.51	5,433.00	2,229.51	5,433.00	2,229.51	
							294,977.50	196,900.00	79,807.00	117,093.00	689,360.00	689,360.00	35,043.00	423.00	27,666.00	2,229.51	5,433.00
							132,941.18	79,807.00	117,093.00	689,360.00	689,360.00	35,043.00	423.00	27,666.00	2,229.51	5,433.00	2,229.51
							161,636.32	117,093.00	689,360.00	689,360.00	35,043.00	423.00	27,666.00	2,229.51	5,433.00	2,229.51	5,433.00
							835,869.19	689,360.00	689,360.00	35,043.00	423.00	27,666.00	2,229.51	5,433.00	2,229.51	5,433.00	2,229.51
							42,476.60	35,043.00	35,043.00	35,043.00	35,043.00	35,043.00	35,043.00	35,043.00	35,043.00	35,043.00	35,043.00
							42,476.60	35,043.00	35,043.00	35,043.00	35,043.00	35,043.00	35,043.00	35,043.00	35,043.00	35,043.00	35,043.00
							366,168.83	253,957.00	31,882.00	4,823.00	21,993.00	58,981.00	165,185.33	4,418.78	4,418.78	3,615.00	3,875.40
							86,958.83	31,882.00	4,823.00	21,993.00	58,981.00	165,185.33	4,418.78	4,418.78	3,615.00	3,875.40	3,875.40
							10,861.22	8,607.00	8,607.00	8,607.00	8,607.00	8,607.00	8,607.00	8,607.00	8,607.00	8,607.00	8,607.00
							32,171.10	21,993.00	21,993.00	21,993.00	21,993.00	21,993.00	21,993.00	21,993.00	21,993.00	21,993.00	21,993.00
							71,492.35	58,981.00	58,981.00	58,981.00	58,981.00	58,981.00	58,981.00	58,981.00	58,981.00	58,981.00	58,981.00
							165,185.33	136,278.00	136,278.00	136,278.00	136,278.00	136,278.00	136,278.00	136,278.00	136,278.00	136,278.00	136,278.00
							4,418.78	3,615.00	3,615.00	3,615.00	3,615.00	3,615.00	3,615.00	3,615.00	3,615.00	3,615.00	3,615.00
							3,875.40	3,875.40	3,875.40	3,875.40	3,875.40	3,875.40	3,875.40	3,875.40	3,875.40	3,875.40	3,875.40
							3,875.40	3,875.40	3,875.40	3,875.40	3,875.40	3,875.40	3,875.40	3,875.40	3,875.40	3,875.40	3,875.40
							1,830,255.55	1,235,471.00	6,003.95	3,728.00	1,285,258.95	323,507.61	262,069.09	588,576.70			
							1,830,255.55	1,235,471.00	6,003.95	3,728.00	1,285,258.95	323,507.61	262,069.09	588,576.70			

\* Closed Projects - Costs listed are actual costs incurred through September 2015

Notes:  
OES Disaster Management

- Revenue listed for State Water Board will not be directly claimed by Tulare County. County has invoiced individual water systems who in turn submit the claim to SWB  
- Estimated revenue to receive for donations is not included above. Estimated receipt is \$72,597.00 through October 2016

Bottled Water Program costs not included in expense summary above

Drought Costs FY 16/17 - July 2016 through February 2017

Activity	Estimated Revenue	Estimated NCC
<b>OES Disaster Management</b>		
Admin Costs		
• RWA Admin Costs	2,026.51	2,026.51
• OES Admin	1,970.27	1,970.27
• Other Projects	56.24	56.24
<b>OES Emergency Bottled Water Delivery and Distribution</b>		
• Costs to be Distributed	4,408.00	771.00
• Duck Corner Bottled Water Delivery	9/18/2014	
• E. Porterville Bottled Water Distribution	8/22/2014	
• Eagle's Nest Bottled Water Delivery	9/16/2014	
• Lemon Cove Water Project	12/17/2014	
• Merson Bottled Water Delivery	8/15/2014	
• Peplar CSD Contamination	5/19/2014	
• Seville Bottled Water Distribution	7/10/14.8	
• Texston Water Delivery	8/20/15	
• Tipton Water Delivery	8/12/2015	
• Tule River Indian Reservation Bottled Water Delivery**	4/1/2015	
• Water Cache	8/11/2015	
Household Tanks		
• Household Tank Project	4,408.00	771.00
• Household Tank Water Service	73,303.10	11,681.55
Mobile Showers		
• Mobile Showers	11,612.52	6,349.55
• Mobile Showers	61,490.58	9,20.97
• Mobile Showers	215,816.66	10,760.58
• Mobile Showers	177,937.00	37,784.66
• Mobile Showers	215,816.66	145.00
• Mobile Showers	177,937.00	37,784.66
• Mutual Aid		
• City of Porterville Mutual Aid Request**		
• PACC Tanks		
• Additional Non-Portable Tanks	109,346.00	23,194.55
• E. Porterville 2nd Tank	1,343.00	284.65
• E. Porterville NP Tank	372.00	78.67
• Temporary Storage Tanks	338.00	72.15
• Water to NP Tanks - All Tanks	21,033.00	4,461.45
• Water to NP Tanks - All Tanks	86,260.00	18,297.61
• Survey		
• E. Porterville Survey		
• Other		
• Seville Well		
<b>Total for OES Disaster Management</b>	<b>432,347.74</b>	<b>12,263.96</b>
	<b>345,992.00</b>	<b>73,991.76</b>
		<b>86,355.74</b>

\* Closed Projects - Cost listed are actual costs incurred through September 2015

Notes:  
OES Disaster Management

- Revenue listed for State Water Board will not be directly claimed by Tulare County. County has provided individual water systems who in turn submit the claim to SWB  
- Estimated revenue to receive for donations is not included above. Estimated receipts \$72,697.00 through October 2015


Bottled Water Program costs not included in expense summary above

# DROUGHT UPDATE




**April 18, 2017**

# Overview



- Brief history of drought response
- Current drought trends & status
- Incident cost review
- Governor's order of April 7
- Status and utilization of relief programs
- Assessment, demobilization options, and requests for direction


# Timeline



- **January-February, 2014 – Local & State Emergencies proclaimed for Drought**
- **July, 2014 – East Porterville emerges as drought “hot spot” of dry domestic wells**
- **August, 2014 – Field response actions begin; Bottled Drinking Water Program established**




# Timeline (cont'd)



- September, 2014 – Governor authorizes California Disaster Assistance Act funding
- January, 2015 – Household Tank Program launched
- November, 2015 – State commits to East Porterville Emergency Water Project
- March, 2017 – Phase 1 of East Porterville Emergency Water Project complete

# Response Activities



- Field water deliveries • Food bank expansion
- Non-potable tanks • Mobile Showers
- Drought Task Force • Resource Center
- Bottled Drinking Water Program • Donated bottled water distribution
- Household Tank Program • Water system creation / expansion<sub>5</sub>

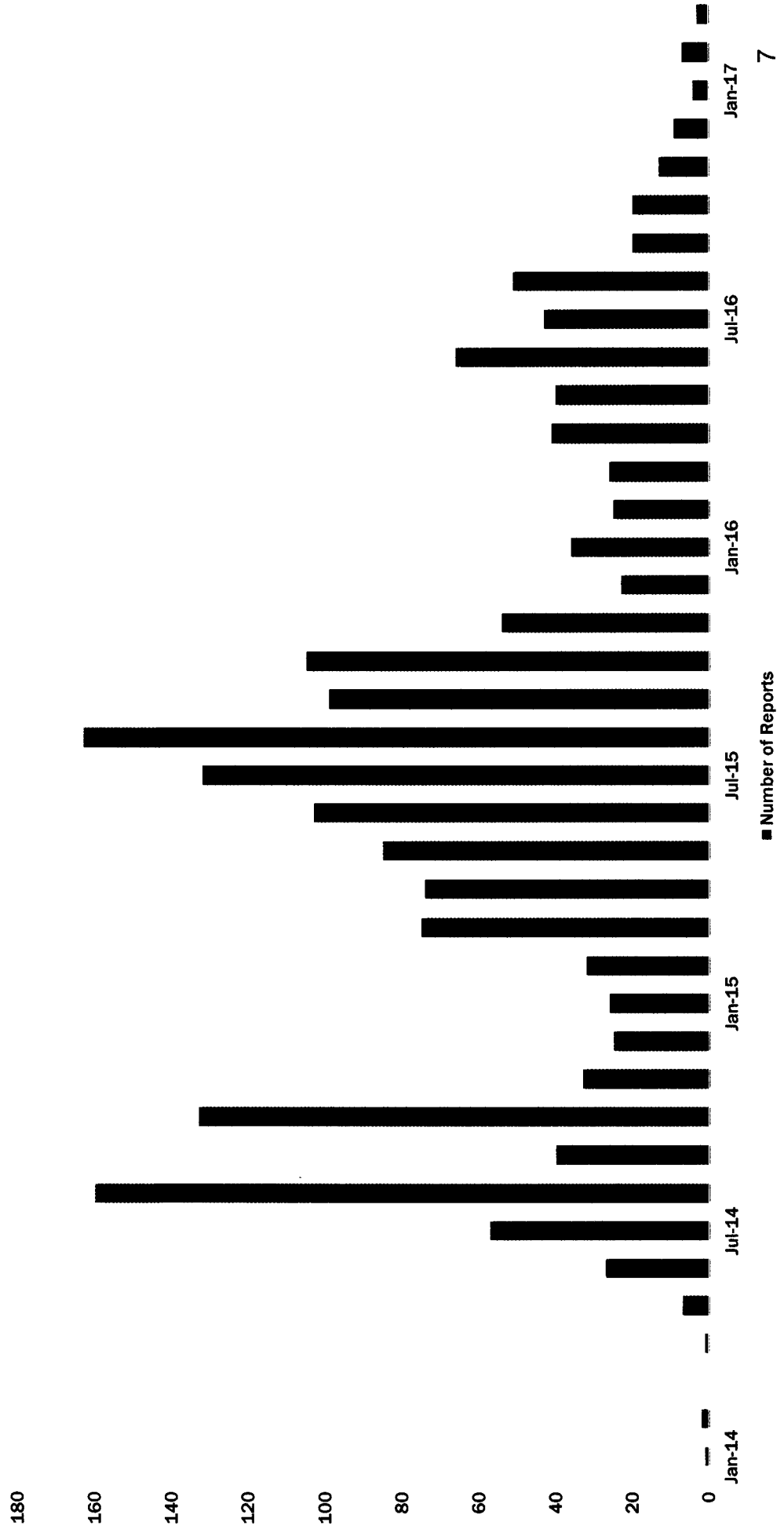

# Current Statistics



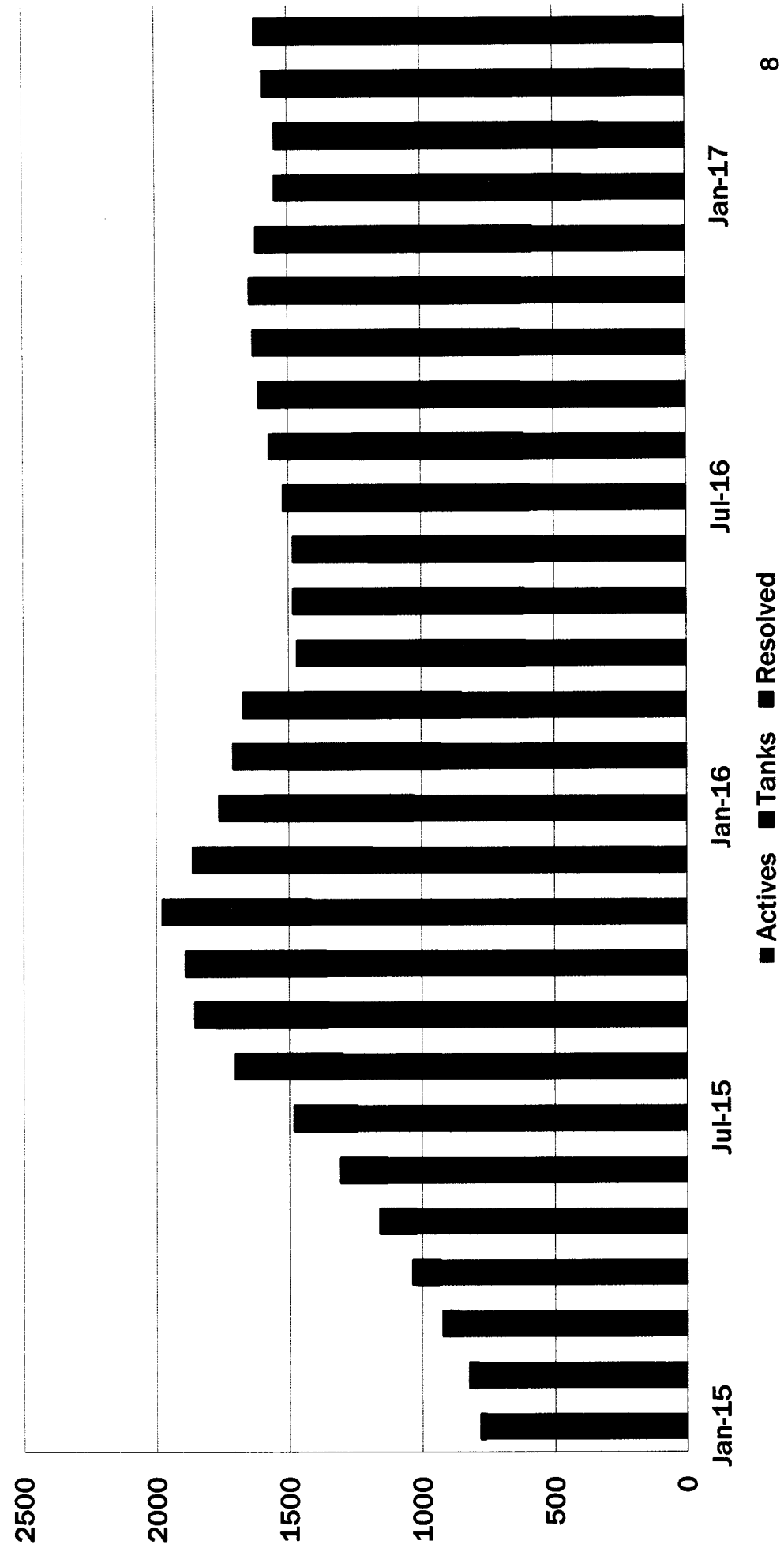

1,611 dry domestic wells reported as of 4/3/17:

- 954 (59.2%) have permanent solutions
- 554 (34.4%) have temporary solutions
- 103 (6.4%) still reported dry

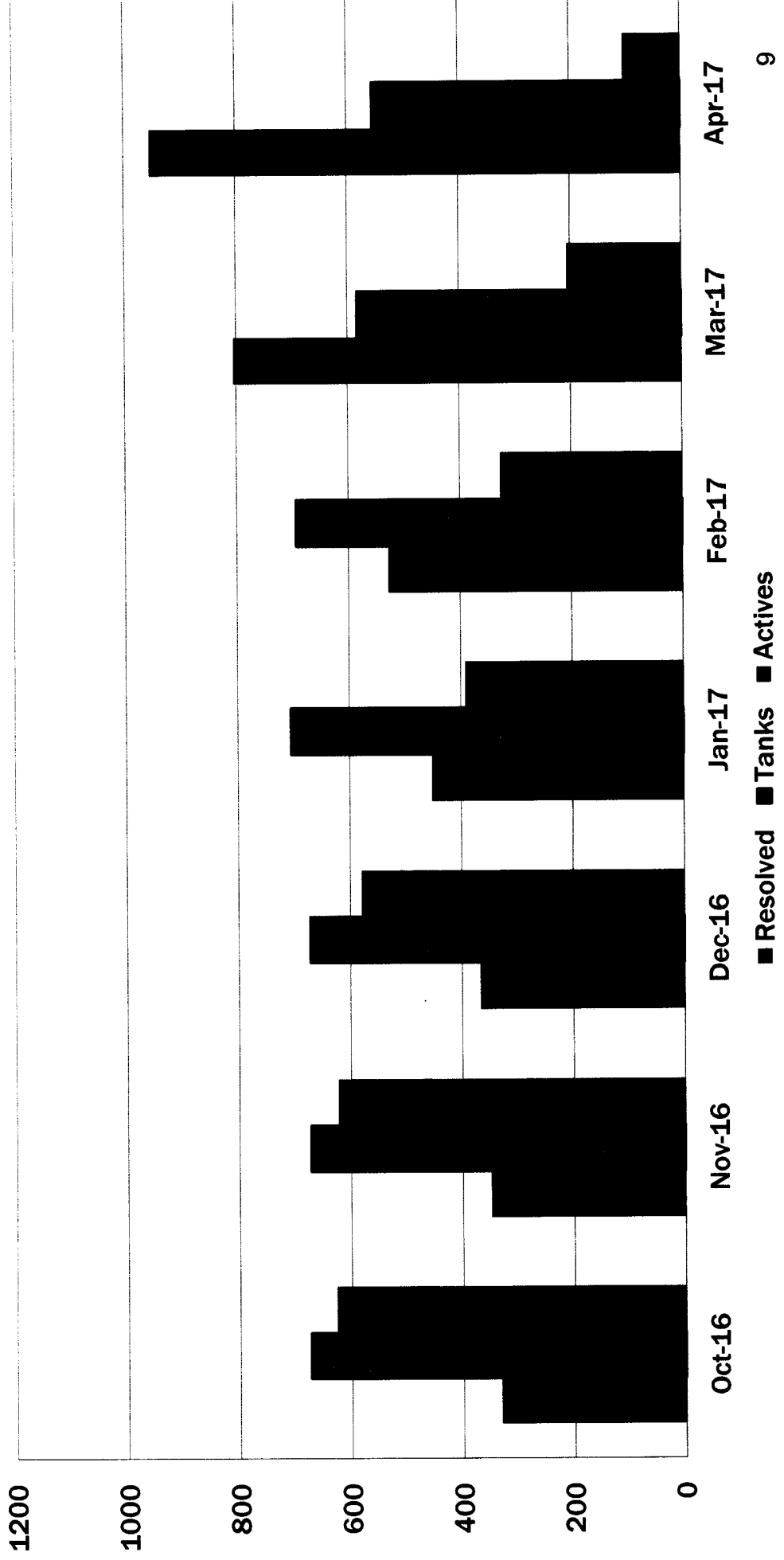
# Monthly New Reports



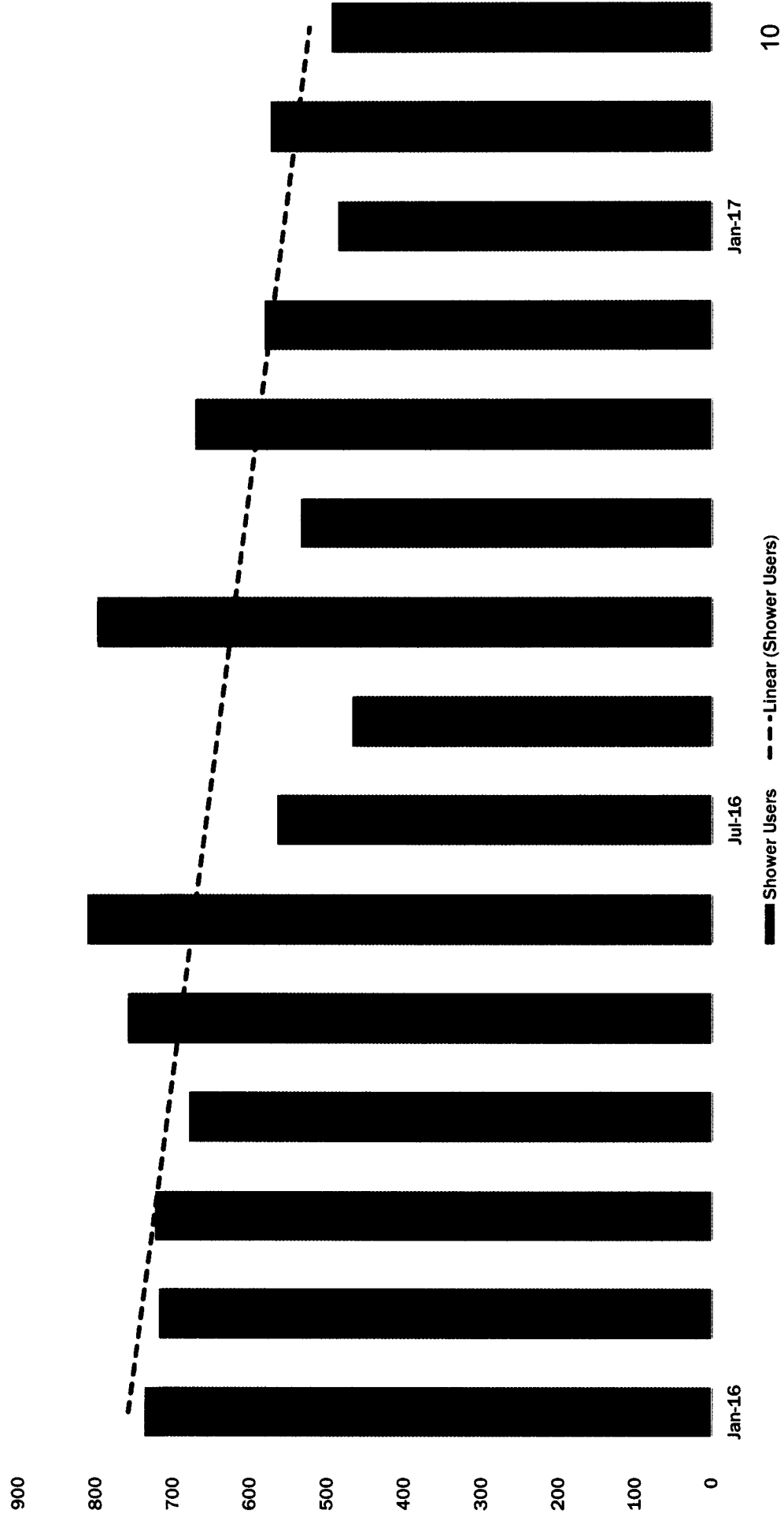
# Resolution Progress



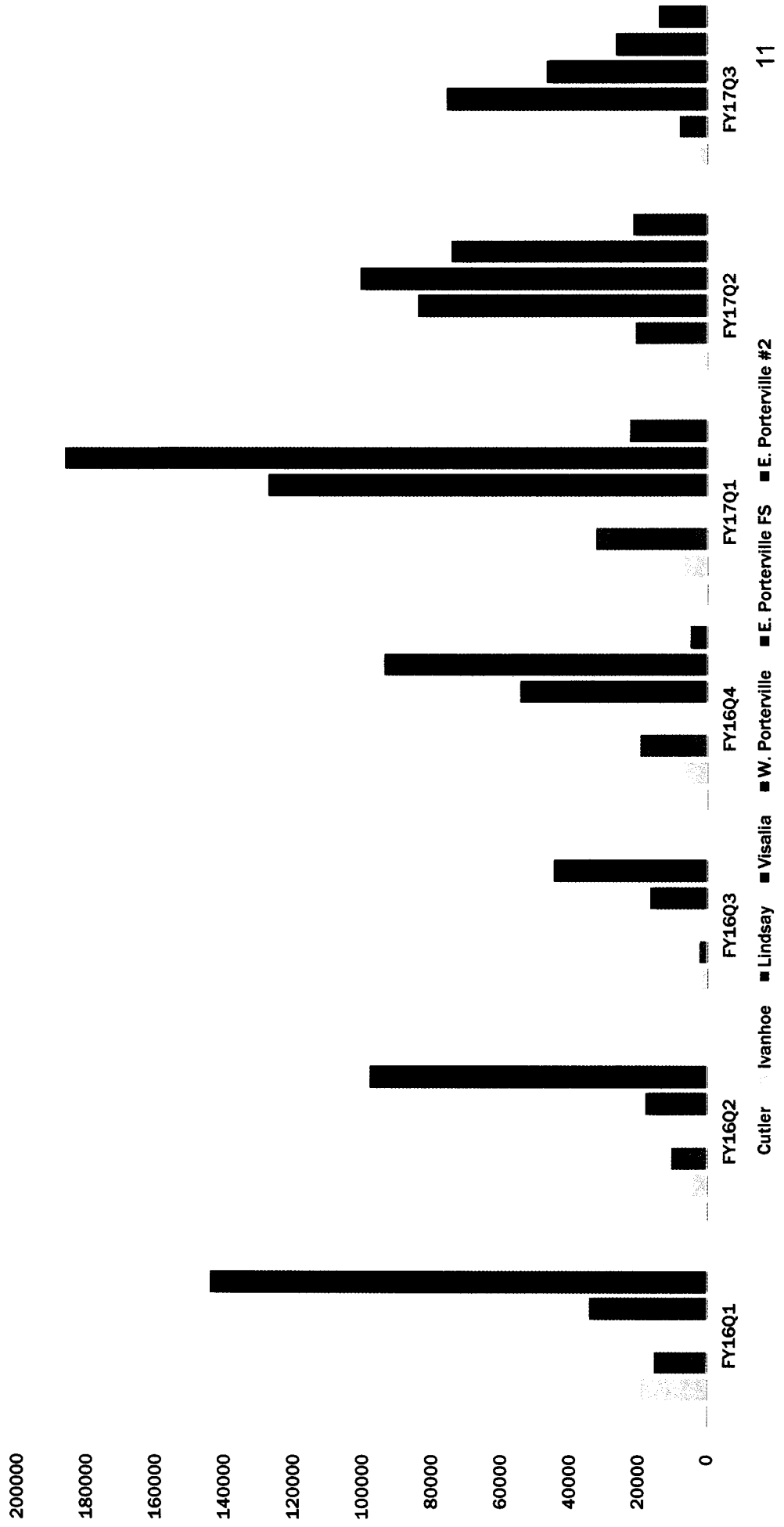

# 6 Month Progress



# Mobile Shower Usage



# Non-Potable Usage






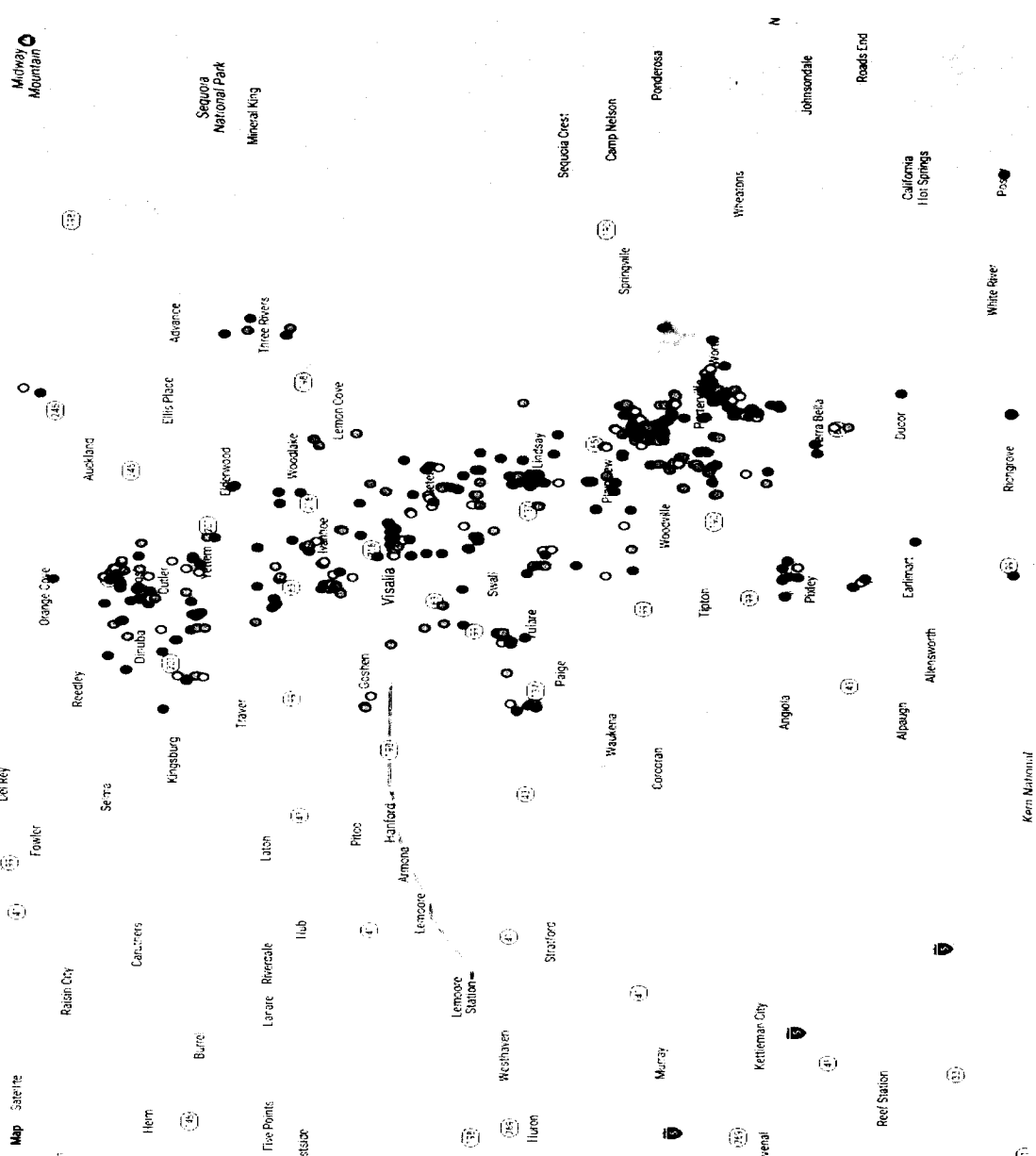

# Household Tanks



# Active Tank Lifespan



# Tank Locations



CA Hot Springs	1
Cutler/Orosi	38
Delano	4
Dinuba	25
Earlimart	2
Exeter/Farmersville	29
Lindsay/Strathmore	56
Monson	11
Pixley	12
City of Porterville	11
Porterville (East/West)	130
Seville	3
Tulare (East/West)	43
Terra Bella	6
Three Rivers	5
Visalia (North/South)	66
City of Visalia	3
Woodlake	10

# County Cost Review



- July 2014 – February 2017


\$1,830,835 *Total Expenditures*

\$1,245,258 *Actual / Expected Revenue*

\$585,576

- \$585,576 County General Fund outlay  
Comprised of 25% required CDAA match funds and expenses ineligible for State reimbursement

# Selected Cost Detail



- Mobile Showers                   \$ 835,869  
    \$30,000 per month
- Non-Potable Tanks           \$ 366,168  
    \$15,000 per month
- Household Tanks           \$ 294,577  
    \$9,000 per month (water only)  
    \$199 per new permit  
    Significant partner costs

# Total CDAAA Relief



- As of March 1, 2017, Cal OES reports total CDAAA expenditures in Tulare County of:


**\$19,178,818**

# Governor's Order



- As of April 7, 2017, Drought State of Emergency is terminated, except for Tulare, Kings, Fresno, and Tuolumne
- CDAA funding to terminate for the remaining Counties on June 30, 2017
- Continues State agency support for long-term solution work

# Situation Assessment



- Need for Non-Potable Tanks and Mobile Showers has decreased
- Well drilling backlog has been eliminated, and funding assistance is available
- Significant number of clients still on Household Tank Program (468).




# Household Tanks



- Currently serving 468 households
- County currently pays permits and water
- Non profits currently pay: purchase, install, preventative and as-needed maintenance, bi-monthly water quality testing, water hauling (weekly or bi-weekly), removal, and cleaning

# Cost Without CDAA



- Estimated County cost to the General Fund to continue the program for current clients through FY17/18 without CDAA funding:


**\$4,431,060**

# Recommendations



- Terminate the Mobile Showers and Non-Potable Tank Programs with posted 60-day notices or sooner if the State reduces funding
- Maintain moratorium on new Household Tank Program clients, and terminate service to existing clients effective June 30, 2017 or sooner if the State reduces funding

# Requests



1. Receive a presentation regarding the drought impacts within Tulare County, the Governor's Executive Order of April 7, 2017, and the status of Office of Emergency Services drought relief programs; and
2. Provide direction as to continued operation or demobilization of County's California Disaster Assistance Act funded response activities, including the emergency mobile showers, non-potable tank sites, and Household Tank Program.

# QUESTIONS / DISCUSSION

