



**Registrar of Voters  
COUNTY OF TULARE  
AGENDA ITEM**

**BOARD OF SUPERVISORS**

KUYLER CROCKER  
District One  
PETE VANDER POEL  
District Two  
AMY SHUKLIAN  
District Three  
J. STEVEN WORTHLEY  
District Four  
MIKE ENNIS  
District Five

**AGENDA DATE:** June 27, 2017

Public Hearing Required	Yes	<input type="checkbox"/>	N/A	<input checked="" type="checkbox"/>
Scheduled Public Hearing w/Clerk	Yes	<input type="checkbox"/>	N/A	<input checked="" type="checkbox"/>
Published Notice Required	Yes	<input type="checkbox"/>	N/A	<input checked="" type="checkbox"/>
Advertised Published Notice	Yes	<input type="checkbox"/>	N/A	<input checked="" type="checkbox"/>
Meet & Confer Required	Yes	<input type="checkbox"/>	N/A	<input checked="" type="checkbox"/>
Electronic file(s) has been sent	Yes	<input checked="" type="checkbox"/>	N/A	<input type="checkbox"/>
Budget Transfer (Aud 308) attached	Yes	<input type="checkbox"/>	N/A	<input checked="" type="checkbox"/>
Personnel Resolution attached	Yes	<input type="checkbox"/>	N/A	<input checked="" type="checkbox"/>
Agreements are attached and signature line for Chairman is marked with tab(s)/flag(s)	Yes	<input type="checkbox"/>	N/A	<input checked="" type="checkbox"/>

CONTACT PERSON: Michelle Baldwin    PHONE: 624-7300

**SUBJECT:** Certified Statement of Vote

**REQUEST(S):**

That the Board of Supervisors:  
Accept the Certified Statement of Vote, as submitted by the Registrar of Voters, for the June 6, 2017 City of Lindsay Measure O Special Election.

**SUMMARY:**

On June 6, 2017, the Registrar of Voters conducted the City of Lindsay Measure O Special Election. There was one polling site located at the Lindsay Memorial Building. After the Official Canvass of an election is complete and per Elections Code 15372, the Registrar of Voters is required to prepare a certified statement of the results of the election and submit it to the governing body within thirty (30) days of the election. The Registrar of Voters is also required to post the certified statement of results on their internet website.

The Certified Statement of Vote shall include the following:

1. Total number of ballots cast.
2. The number of votes cast at each precinct for and against each measure.

The Registrar of Voters processed a total of 596 ballots for the special election with \_\_\_\_\_ yes votes and \_\_\_\_\_ no votes. There are 2,789 registered voters in the City of Lindsay. The ballots counted included vote by mail, all-mail precinct, processed ballots voted at the polls, and provisional.

**FISCAL IMPACT/FINANCING:**

There is no cost to the County.

**SUBJECT:** Certified Statement of Vote

**DATE:** June 27, 2017

**LINKAGE TO THE COUNTY OF TULARE STRATEGIC BUSINESS PLAN:**

The County's Five-year Strategic Plan includes the Organization Performance Initiative to continuously improve organizational effectiveness and fiscal stability. Approving the Certified Statement of Vote helps fulfill this initiative by ensuring that we provide the public with quality services that are timely and responsive to our duties as Elections Officials.

**ADMINISTRATIVE SIGN-OFF:**

---

Michelle Baldwin  
Registrar of Voters

cc: Auditor-Controller  
County Counsel  
County Administrative Office (2)

Attachment: Certified Statement of Vote

**BEFORE THE BOARD OF SUPERVISORS  
COUNTY OF TULARE, STATE OF CALIFORNIA**

IN THE MATTER OF ACCEPTING )  
THE CERTIFIED STATEMENT OF VOTE ) Resolution No. \_\_\_\_\_  
 ) Agreement No. \_\_\_\_\_  
 )

UPON MOTION OF SUPERVISOR \_\_\_\_\_, SECONDED BY  
SUPERVISOR \_\_\_\_\_, THE FOLLOWING WAS ADOPTED BY THE  
BOARD OF SUPERVISORS, AT AN OFFICIAL MEETING HELD \_\_\_\_\_  
\_\_\_\_\_, BY THE FOLLOWING VOTE:

AYES:  
NOES:  
ABSTAIN:  
ABSENT:

ATTEST: MICHAEL C. SPATA  
COUNTY ADMINISTRATIVE OFFICER/  
CLERK, BOARD OF SUPERVISORS

BY: \_\_\_\_\_  
Deputy Clerk

\* \* \* \* \*

Accepted the Certified Statement of Vote, as submitted by the Registrar of Voters,  
for the June 6, 2017 City of Lindsay Measure O Special Election.

Lindsay Special  
Election  
Statement of Vote



June 6, 2017

**TABLE OF CONTENTS**  
**Statement of Votes Cast**  
Lindsay Special Election  
June 6, 2017

<u>CONTENTS</u>	<u>SECTION - PAGE</u>
Certification of Results	
Statement of Votes.....	1-1
Votes Cast by Precinct.....	2-1

**DISTRICTS**


City of Lindsay.....	1-1
----------------------	-----

**APPENDIX SECTIONS**

Appendix A- Election Summary Report.....	A-1
Appendix B- Precinct Cross Reference List.....	B-1
Appendix C Polling Place List.....	C-1
Appendix D How Do I Read The Statement of Vote.....	D-1

**TULARE COUNTY  
REGISTRAR OF VOTERS**

9951 South Mooney Blvd, Visalia, CA 93277  
PHONE: (559) 624-7300 FAX: (559) 737-4499  
www.tularecountyelections.org



**MICHELLE BALDWIN**  
Registrar of Voters

Ann Turner, Elections Division Manager  
Emily Oliveira, Deputy Elections Supervisor  
Office Hours: Monday - Thursday 7:30 a.m. to 6:30 p.m.  
Friday 8:00 a.m. to Noon


**CERTIFICATION OF ELECTIONS OFFICIAL  
Results of the Canvass  
City of Lindsay Measure O Special Election  
June 6, 2017**


STATE OF CALIFORNIA                    )  
  ) ss.  
COUNTY OF TULARE                    )

I, Michelle Baldwin, Registrar of Voters of Tulare County, do hereby certify, in accordance with the provisions of Section 15300, et seq. of the California Elections Code, that the results of the one (1) percent manual tally contained no discrepancies between the machine count and the manual tally.

I further declare that the Statement of Votes cast to which this certificate is attached is accurate and true representation of the ballots tabulated.

Witness my hand and seal, this 19<sup>th</sup> day of June 2017

  
Michelle Baldwin  
Registrar of Voters





# Section 1

## Statement of Votes Cast



**TULARE COUNTY Statement of Vote**  
**TUL\_20170606\_E**

140002	NON-PARTISAN MEASURE O -CITY OF LINDSAY SALES TAX														
	Registration	Ballots Cast	Turnout (%)		YES	NO									
103003 - LINDSAY MEM	1028	62	6.03		48	14									
103003 - Vote by Mail	1028	144	14.01		105	39									
103003 - All-Mail Precincts	1028	0	0.00		0	0									
103801 - MB LINDSAY	1761	2	0.11		1	1									
103801 - Vote by Mail	1761	0	0.00		0	0									
103801 - All-Mail Precincts	1761	373	21.18		243	130									
Precinct Totals	2789	64	2.29		49	15									
Vote by Mail Totals	2789	144	5.16		105	39									
All-Mail Precincts Totals	2789	373	13.37		243	130									
Grand Totals	2789	581	20.83		397	184									
California	2789	581	20.83		397	184									
22nd Congressional District	2789	581	20.83		397	184									
14th State Senate District	2789	581	20.83		397	184									
26th State Assembly District	2789	581	20.83		397	184									
1st Equalization Board	2789	581	20.83		397	184									
1st Supervisorial District	2789	581	20.83		397	184									
Tulare County	2789	581	20.83		397	184									
City of Lindsay	2789	581	20.83		397	184									

## Section 2

# Votes Cast By Precinct

TUL\_20170606\_E

June 6, 2017

Precinct Turnout Report

TULARE COUNTY

Precinct	Total	Election Day	Vote by Mail	All-Mail Precincts
103003	206	62	144	0
103801	375	2	0	373
Total:	581	64	144	373

# Appendix A

## Election Summary Report

June 6, 2017

## Summary Report

## TULARE COUNTY

## FINAL OFFICIAL RESULTS

<b>Registration &amp; Turnout</b>	2,789	Voters
Election Day Turnout	64	2.29%
Vote by Mail Turnout	144	5.16%
<b>All-Mail Precincts Turnout</b>	<b>373</b>	<b>13.37%</b>
<b>Total ...</b>	<b>581</b>	<b>20.83%</b>
<b>MEASURE O -CITY OF LINDSAY SALES 1</b>	2/2	100.00%
<b>YES</b>	<b>397</b>	<b>68.33%</b>
<b>NO</b>	<b>184</b>	<b>31.67%</b>
<b>Total ...</b>	<b>581</b>	<b>100.00%</b>

# Appendix B

## Precinct Cross Reference List



# Regular/Absentee/Voting Pct Xref (Summary - Regular Pct Order)

## Lindsay Special Election - 6/6/2017

Regular Precinct	Absentee	Voting Precinct	MB?	Bal Type	Regular Precinct	Absentee	Voting Precinct	MB?	Bal Type
------------------	----------	-----------------	-----	----------	------------------	----------	-----------------	-----	----------

103001 Lindsay	8103801	103801 - MB LINDSAY	Yes	1					
103002 Lindsay	8103801	103801 - MB LINDSAY	Yes	1					
103003 Lindsay	8103003	103003 - LINDSAY MEMORIAL							
103004 Lindsay	8103801	103801 - MB LINDSAY	Yes	1					
103005 Lindsay	8103801	103801 - MB LINDSAY	Yes	1					
103006 Lindsay	8103003	103003 - LINDSAY MEMORIAL							
103007 Lindsay	8103801	103801 - MB LINDSAY	Yes	1					
103008 Lindsay	8103801	103801 - MB LINDSAY	Yes	1					
103009 Lindsay	8103801	103801 - MB LINDSAY	Yes	1					
103010 Lindsay	8103801	103801 - MB LINDSAY	Yes	1					
103011 Lindsay	8103801	103801 - MB LINDSAY	Yes	1					
103012 Lindsay	8103801	103801 - MB LINDSAY	Yes	1					
103013 Lindsay	8103801	103801 - MB LINDSAY	Yes	1					
103014 Lindsay	8103801	103801 - MB LINDSAY	Yes	1					
103015 Lindsay	8103003	103003 - LINDSAY MEMORIAL							
103016 Lindsay	8103801	103801 - MB LINDSAY	Yes	1					
103017 Lindsay	8103801	103801 - MB LINDSAY	Yes	1					
103018 Lindsay	8103801	103801 - MB LINDSAY	Yes	1					
103019 Lindsay	8103801	103801 - MB LINDSAY	Yes	1					
103020 Lindsay	8103801	103801 - MB LINDSAY	Yes	1					
103021 Lindsay	8103801	103801 - MB LINDSAY	Yes	1					
103022 Lindsay	8103801	103801 - MB LINDSAY	Yes	1					
103023 Lindsay	8103801	103801 - MB LINDSAY	Yes	1					
103024 Lindsay	8103801	103801 - MB LINDSAY	Yes	1					
103025 Lindsay	8103801	103801 - MB LINDSAY	Yes	1					
103026 Lindsay	8103801	103801 - MB LINDSAY	Yes	1					
103027 Lindsay	8103801	103801 - MB LINDSAY	Yes	1					
103028 Lindsay	8103801	103801 - MB LINDSAY	Yes	1					

# Appendix C

## Polling Place List



**List of Polling Sites with Voting Precincts**

Lindsay Special Election - June 06, 2017

Sorted by City / Poll Place

ID	Home Pct:	Polling Place Name	Sample Ballot Address	Phone Map Number	User Codes	Accessible	Voting Precinct(s)	Ballot Type	Table ID	Reg Count	AV Count*	Consolidation
365	103024	Lindsay Memorial	775 N Elmwood Ave Lindsay, CA 93247	(559)562-2551	T	Yes	103003 LINDSAY MEMORIAL	000001		1,028	562	103003 103006 103015
<b>Sub Total:</b>										<b>1,028</b>	<b>562</b>	

2017 June Special Lindsay Special June 6, 2017

365 103024 Lindsay Memorial 775 N Elmwood Ave Lindsay, CA 93247 (559)562-2551 T Yes 103003 LINDSAY MEMORIAL 000001 1,028 562 103003 103006 103015

**Sub Total: 1,028 562**

# Appendix D

How do I read the  
Statement of Vote

# How do I read the Statement of Vote?

TULARE COUNTY Statement of Vote  
TUL\_20140803\_E

June 3, 2014

PRECINCT		SCHEDULE									
		Registration	Ballot Cast	Unincorp'd	Board of Equalization	State Offices	City Offices	City of Kings	City of Hanford	City of Corcoran	City of Wasco
1	30690 - Adkins Precinct	15	15	0	0	0	0	0	0	0	0
	30690 - Adkins Precinct	15	15	0	0	0	0	0	0	0	0
	30690 - Adkins Precinct	15	15	0	0	0	0	0	0	0	0
	30690 - Adkins Precinct	15	15	0	0	0	0	0	0	0	0
	30690 - Adkins Precinct	15	15	0	0	0	0	0	0	0	0
	30690 - Adkins Precinct	15	15	0	0	0	0	0	0	0	0
	30690 - Adkins Precinct	15	15	0	0	0	0	0	0	0	0
	30690 - Adkins Precinct	15	15	0	0	0	0	0	0	0	0
	30690 - Adkins Precinct	15	15	0	0	0	0	0	0	0	0
	30690 - Adkins Precinct	15	15	0	0	0	0	0	0	0	0
	30690 - Adkins Precinct	15	15	0	0	0	0	0	0	0	0
	30690 - Adkins Precinct	15	15	0	0	0	0	0	0	0	0
2	Precinct Totals	157306	12284	850	166	108	13	0	0	0	0
	Vote by Mail Totals	107006	79165	1050	306	193	38	0	0	0	0
	Grand Precinct Totals	40296	14385	205	300	193	51	0	0	0	0
3	Grand Totals	127209	42887	2128	511	311	71	0	0	0	0
	State Senate	107355	42597	1919	349	211	61	0	0	0	0
	1st Congressional District	8813	1848	262	86	51	12	0	0	0	0
	2nd Congressional District	12524	3176	325	101	62	14	0	0	0	0
	3rd Congressional District	2771	1270	98	33	20	5	0	0	0	0
	4th Congressional District	235	915	44	17	10	3	0	0	0	0
	5th Congressional District	4218	1541	327	108	66	15	0	0	0	0
	6th Congressional District	4415	2751	225	76	48	11	0	0	0	0
	7th Congressional District	5237	1471	45	14	13	3	0	0	0	0
	8th Congressional District	12409	4228	216	76	47	10	0	0	0	0
	9th Congressional District	12722	4247	214	75	47	10	0	0	0	0
	10th Congressional District	2013	105	21	7	5	1	0	0	0	0
	11th Congressional District	2243	1174	23	8	5	1	0	0	0	0
	12th Congressional District	1014	1145	22	7	5	1	0	0	0	0
	13th Congressional District	12588	5551	325	101	62	14	0	0	0	0
	14th Congressional District	2378	824	95	31	19	4	0	0	0	0
	County Board	12125	4365	215	76	47	10	0	0	0	0
	City of Kings	252	438	23	8	5	1	0	0	0	0
	City of Hanford	221	418	19	6	4	1	0	0	0	0
	City of Corcoran	2045	914	235	76	47	10	0	0	0	0
City of Wasco	1451	462	30	10	6	1	0	0	0	0	
City of Visalia	1529	220	27	9	6	1	0	0	0	0	
City of Shafter	833	197	31	10	6	1	0	0	0	0	
City of Arvin	181	124	26	9	5	1	0	0	0	0	
Unincorporated	1714	1423	204	67	40	9	0	0	0	0	

1 Only the precincts eligible to vote on the contest are shown. Each precinct number will be listed twice.

For example...

- 306910 – ST PAULS PARISH ← represents the precinct's total results.
- 306910 – Vote by Mail ← represents the total votes cast within that precinct by Vote by Mail voters.

2 These three listings show the breakdown of the totals by Precinct Totals, Vote by Mail Totals, and Grand Totals.

Precinct Totals represent the polling place voters, but will also include the Mail Ballot (MB) Precinct voters. Mail Ballot (MB) Precinct voters have no polling place assigned to them. They are sent a Vote by Mail ballot as there are not enough voters, by law, to have a polling site. (E.C. 3005)

Vote by Mail Totals will include voters who requested to vote through the mail or voted early on the touch screen voting units.

3 This section is a breakdown of the Grand Totals results by major districts such as Congressional, State Senate, State Assembly, Board of Equalization, County Supervisorial District and City (precincts outside the city limits are included in the "unincorporated" category).